

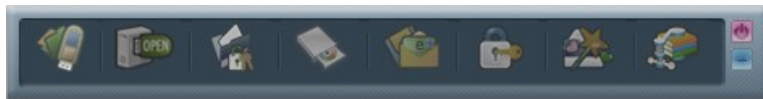
ISPC-19 Proceedings: USB-Stick

Reformat the USB-Stick to use the full capacity (2GB)

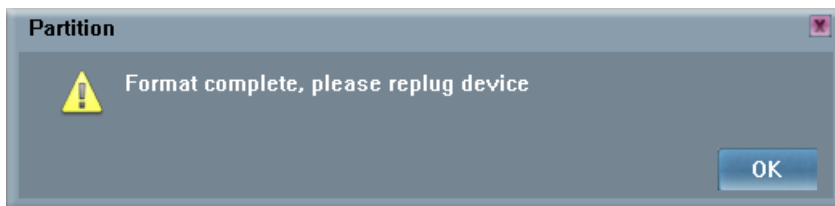
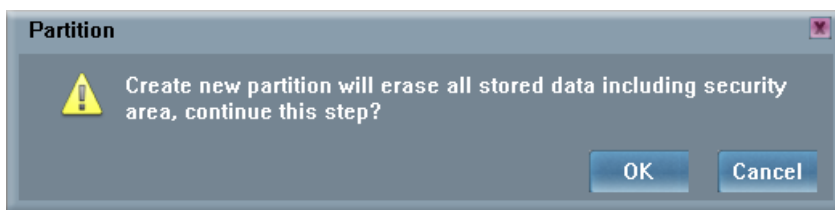
The company which provided the USB-Sticks with the proceedings of the ISPC19 made a mistake and formatted the stick only with 500MB. If you would like to use the full capacity (2GB) please follow the steps below (only for Windows). With MacOS or Linux you are able to format the stick with integrated tools.

For Windows:

- 1.) Copy all data to another harddisk.
- 2.) Start the tool UFDUtility.EXE (download from [LINK](#)) and click on the symbol on the very left side



- 3.) Press "START" in the next window and then "OK":



- 4.) Afterwards disconnect the stick from your computer and connect it again
- 5.) Now copy your data back to the stick.

Now you are able to use the full capacity of 2 GB!